





MATH & YOU



Grades K-5






A Math Program Built for *YOU*

**MATH
& YOU**

YOUR JOURNEY

With a singular focus on mathematics, Big Ideas Learning is uniquely qualified and committed to supporting you at every step along you and your students' Math & YOU journey.



MATH & YOU

Written by renowned author, Dr. Ron Larson, and his expert authorship team, Math & YOU is a seamless and comprehensive K-5 curriculum with a unique focus on YOU. Math & YOU sparks curiosity and encourages students to make instructional connections that enhance their deeper-level understanding of mathematics and its relevance, preparing them for success in middle school and beyond. The conceptual framework of the program, combined with a focus on math in everyday life and careers, creates passionate mathematics students who are engaged in their own learning journeys.

Built on four fundamental pillars, Math & YOU is purposefully designed to accelerate learning for ALL students, while providing teachers with the tools and support they need to motivate and engage students.

**INNOVATIVE
PLATFORM**

**TEACHING
SUPPORT**

**ENGAGING
CONTENT**

**CONCEPTUAL
FOUNDATION**

CONCEPTUAL FOUNDATION

Math & YOU ensures that students develop a strong conceptual understanding of mathematics, dig deeper in their learning, and make connections across content, creating learners who have a solid foundation in mathematics. This encourages students to think more broadly about mathematical topics while also ensuring success for learners of all levels.

Name _____

6.3
Find Area by Multiplying


Learning Target: Use multiplication to find the area of a rectangle.

Self-Assessment

- 1 I don't understand yet.
- 2 I can do it with help.
- 3 I can do it on my own.
- 4 I can teach someone.

Investigate


Look Back Find the number of counters in each array. Then complete the equations.



$\square \times \square = \square$ $\square \times \square = \square$

Look Ahead Each color tile represents 1 square unit. Cover the rectangle with color tiles. Then find the area of the rectangle.

Area = \square square units



MP.6 Explain how you can use an array and multiplication to find the area of a rectangle.

HOME RESOURCES

Chapter 6 Lesson 3

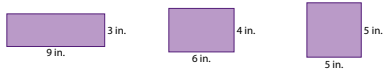
249

Look Back and **Look Ahead** in each **Investigate** help students connect their prior knowledge to the new concepts they are learning.


Name _____

In-Class Practice Reasoning

7. Circle the rectangle that has the greatest area. Explain your reasoning.




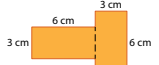
8. **Open-Ended** Draw and label three rectangles that each have an area of 24 square units. Each \square is equal to 1 square unit.



Rectangle 1 Rectangle 2 Rectangle 3

Find the area of the shape.

9.  Area = _____

10.  Area = _____

11. **MP.2 Dig Deeper** Can you draw one rectangle that has the following?

- The distance around the rectangle is 16 units.
- The area of the rectangle is 16 square units.

If so, draw and label the rectangle. If not, explain why.

Chapter 6 Lesson 3

251

Reasoning provides students with rigorous opportunities to practice conceptual thinking in every lesson.

TEACHER SUPPORT – TAILORED TO YOU

Math & YOU gives teachers the power to succeed in the classroom with resources to fit individual teaching styles, additional support embedded in each lesson, and an enhanced digital experience to create impactful lesson plans.

POINT-OF-USE **LAURIE'S NOTES** (K-2) AND **NICK'S NOTES** (3-5)
PROVIDE TEACHERS WITH EXPERT INSIGHTS ON THE MATHEMATICS,
INCLUDING GUIDING QUESTIONS FOR DISCUSSION.

INDIA'S NOTES ENCOURAGES EQUITABLE MATH INSTRUCTION WHILE EFFECTIVELY SUPPORTING STUDENTS' SOCIAL AND EMOTIONAL NEEDS.

1.3 Support for All Learners

Differentiated Resources

Access suggested resources used to supplement your instruction. Learning is individualized and students may move in and out of proficiency levels with each skill and concept. The resources offered are provided as a wide range of support for the diverse needs in your classroom.

Supporting Student Learning

Use the Quick Check exercises to assess understanding of key concepts of the lessons, and support struggling learners with additional resources.

Reinforce (Tier 1)

Identify where students need support with the **key learning of this lesson**.

- Exercise 2 Tell how many objects there are in a bag.
- Exercise 3 Identify the number of groups and the number of objects in each group.
- Exercise 4 Write a repeated addition equation.

Re-evaluate (TIER-2)

Identify where students need support with **prior skills**.

Find one way of doubles and write the addition equation.
Group 1: $6 + 6 = 12$ and $4 + 4 = 8$

Intervene (TIER-3)

Identify where students need additional **unfamiliar learning**.

To solve Grade 4 Lesson 4 (**red code associated with the skill**)

Deepening Student Understanding

Support proficient and advanced learners with suggested resources targeting to the current learning to promote more complex thinking and deeper understanding of the lesson content.

Equity in Action

Students may have trouble bonding with peers due to ancestry, culture, or ethnicity. Encourage all students to work at becoming "cultural ambassadors." Encourage students to take ownership of their own learning and become responsible for being comfortable with and respectful to others.

- Have students share their insights and impressions on equity in the Online Learning Experience.

English Language Support

Constructing Mathematical Expressions

How can we express the sum of 3 bags. How can I write a repeated addition equation? How can I write a multiplication equation? How does it relate to the model?

Writing: Have students draw the model.

Listening–Explain

"How many apples are there?" Ask ELL students near the number of apples in each group. Then give them a repeated addition equation. How many times do you see the number of apples in each group?" Guide ELL students in writing their equations.

Developing–Explain

Ask ELL students to say the number of marbles in each group. "Which number will you use in the equation, 9 or 30?" Assess ELL students as they write their equation.

Reading–Breakdown

Read the problem and explain what the numbers in the equation

THE **SUPPORT FOR ALL LEARNERS** IS A FULL PAGE DEDICATED TO TIERED RESOURCES FOR ALL LEVELS OF LEARNERS, **EQUITY IN ACTION** NOTES, AND **ENGLISH LEARNER SUPPORT** CONNECTED TO WIDA LEVELS.

ENGAGING, RELEVANT CONTENT



Math & YOU engages and inspires students with relatable connections to their lives, now and in the future.

Every chapter in Math & YOU has a specific career focus that is carried throughout the chapter, including a **Career Explorations** video interviewing someone in that career about how they use math!

INNOVATIVE DIGITAL EXPERIENCE

Math & YOU features a brand-new innovative digital experience that creates a high-quality, engaging, and interactive learning environment for both teachers and students. With data-driven insights to improve student outcomes, teachers can make instructional decisions that have the highest impact on student learning.




**MATH
& YOU**



PARTNERSHIPS

The immersive ecosystem fosters partnerships between teachers, students, families, administrators, and communities in support of student learning, growth, and the achievement of their personal goals.



WANT TO LEARN MORE?



BigIdeasLearning.com



Proudly Supported By



"National Geographic", "National Geographic Society" and the Yellow Border Design are registered trademarks of the National Geographic Society®Marcas Registradas.

Big Ideas Math® and Big Ideas Learning® are registered trademarks of Larson Texts, Inc.